




NURSE AIDE CURRICULUM SKILL PERFORMANCE CHECKLIST

Name: _____

Fingernail Care - 5.01D

 This performance checklist must be used by the teacher and student during skill acquisition, guided practice, and independent practice.

 During skill check-off, the student must perform the skill unassisted with 100% competence.

 While the course is being taught, a skill performance summary document/chart *may* be used to verify skills that have been completed. However, verification that the student has demonstrated competency on this skill **MUST** be recorded on the NATS Part II by the conclusion of the course.

Equipment: Wash basin or emesis basin, orange stick, emery board, towel, gloves, soap, goggles, nail clippers

- | | |
|--|---|
| | 1. Knock before entering. Address resident by name. Identify resident. |
| | 2. State your name and title. Explain procedure maintaining face to face contact whenever possible. |
| | 3. Wash hands. |
| | 4. Provide privacy. |
| | 5. Raise the bed to a comfortable working height, and raise the side rail on the opposite side of the bed. |
| | 6. Assist the patient to a sitting position by raising the HOB 45 to 90 degrees, or assist the patient with sitting in a chair at the bedside. |
| | 7. Fill wash basin 1/3 full with water not warmer than 110-115°F . Emesis basin or bath basin may be used. Before immersing fingernails, checks water temperature for safety and temperature and <u>ASK RESIDENT TO VERIFY COMFORT OF WATER.</u> |
| | 8. Place wash basin on over bed table so resident can comfortably place hands in water OR place wash basin beside the resident if there is space so the resident can comfortably immerse fingers in the basin. |
| | 9. Allow fingers to soak 5 to 10 minutes to soften the nails. |
| | 10. Put on clean gloves before cleaning fingernails. |
| | 11. Gently remove dirt from under and around each fingernail using an orange stick. |
| | 12. Wipe the orange stick on towel after cleaning each nail. |
| | 13. Rinse the hands with clean warm water and dry the hands with a towel. |
| | 14. Place a towel under the resident's dry hands. |
| | 15. IF ALLOWED BY THE FACILITY AND INSTRUCTED BY NURSE , trim the fingernails in a gentle curve. Wear goggles when trimming nails. |

Fingernail Care - 5.01D

- | | |
|--|---|
| | 16. Shape and smooth the nails with an emery board as needed. Feel each nail to determine need. |
| | 17. Rub lotion onto the hands if desired or indicated. |
| | 18. Dispose of orangewood stick and emery board per facility policy. |
| | 19. Empty, rinse, and dry basin then place basin in the bedside stand or other designated area. |
| | 20. Dispose of used linen into soiled linen container. |
| | 21. Remove gloves and wash hands AFTER cleaning, and storing equipment/supplies. |
| | 22. Provide for comfort and with bed in low locked position and call signal in reach. |
| | 23. Record actions and report any abnormal observations to supervisor. |

Instructor's Initials: _____ Date: _____