




NURSE AIDE CURRICULUM SKILL PERFORMANCE CHECKLIST

Name: _____

Handrub - 3.01B

 This performance checklist must be used by the teacher and student during skill acquisition, guided practice, and independent practice.

 During skill check-off, the student must perform the skill unassisted with 100% competence.

 While the course is being taught, a skill performance summary document/chart *may* be used to verify skills that have been completed. However, verification that the student has demonstrated competency on this skill **MUST** be recorded on the NATS Part II by the conclusion of the course.

Equipment: Handrub product

	1. Duration of the entire procedure: 20-30 seconds
	2. Apply a palmful of the product in a cupped hand
	3. Rub hands palm to palm in a circular motion
	4. Rub right palm over left dorsum with interlaced fingers and vice versa
	5. Rub palm to palm with finger interlaced
	6. Rub backs of fingers to opposing palms with fingers interlocked
	7. Perform rotational rubbing of left thumb clasped in right palm and vice versa
	8. Perform rotational rubbing, backwards and forwards with clasped fingers of right hand in left palm and vice versa
	9. Once dry, your hands are safe
	10. When the hands are visibly soiled, hands must be washed. Handrub is not effective for visibly soiled hands.

Instructor's Initials: _____ Date: _____